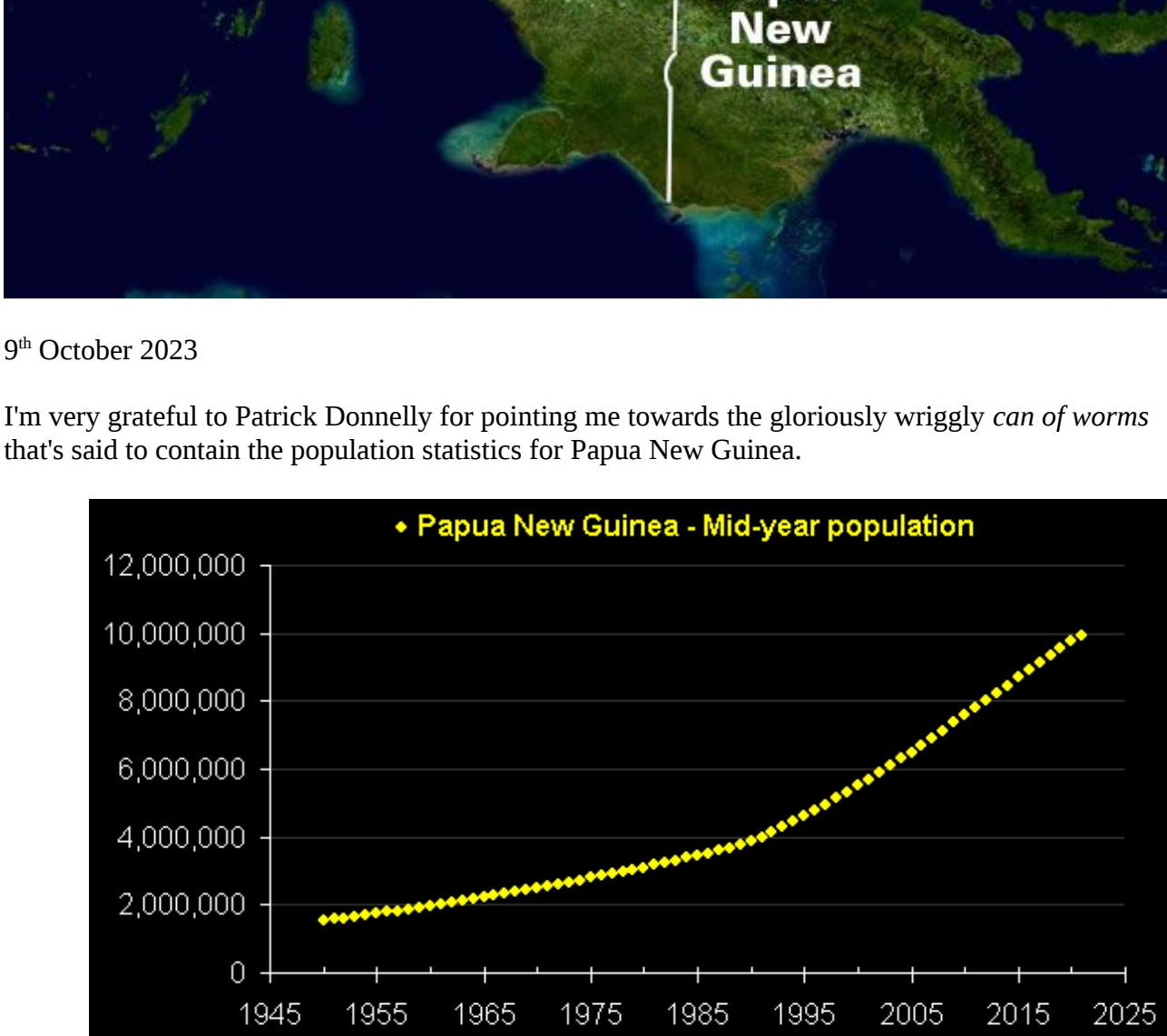


Population Pump & Dump



9th October 2023

I'm very grateful to Patrick Donnelly for pointing me towards the gloriously wiggly *can of worms* that's said to contain the population statistics for Papua New Guinea.



Registration of vital events in Papua New Guinea is not complete. The website [Our World in Data](https://en.wikipedia.org/wiki/Our_World_in_Data) prepared the following estimates based on statistics from the Population Department of the United Nations.

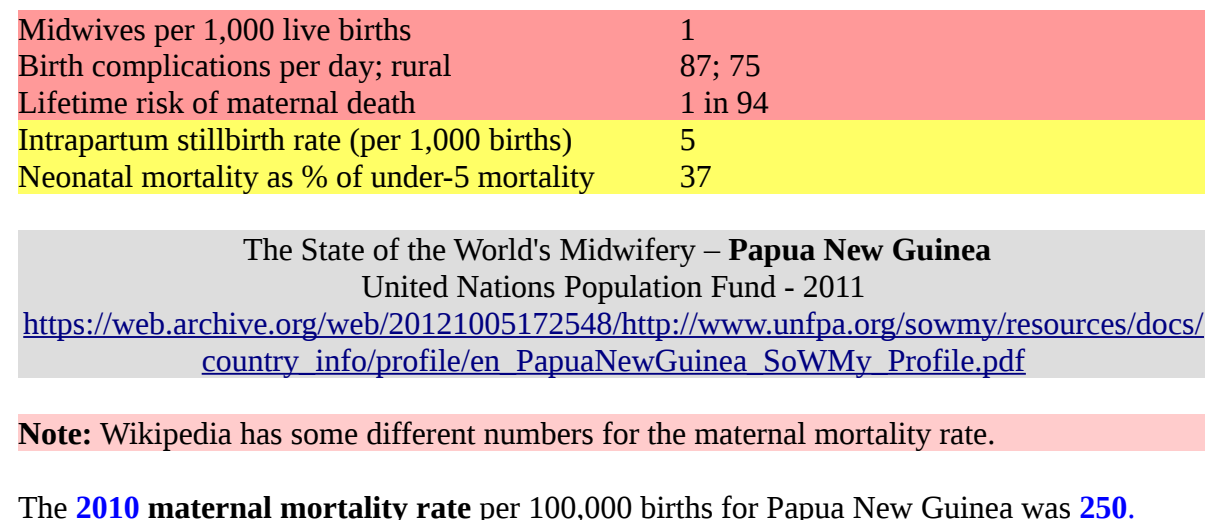
Country / Dependency	Population	Date	Source (official or from the United Nations)
Papua New Guinea	11,781,559	1 Jul 2023	National estimate

Wikipedia - List of Countries and Dependencies by Population

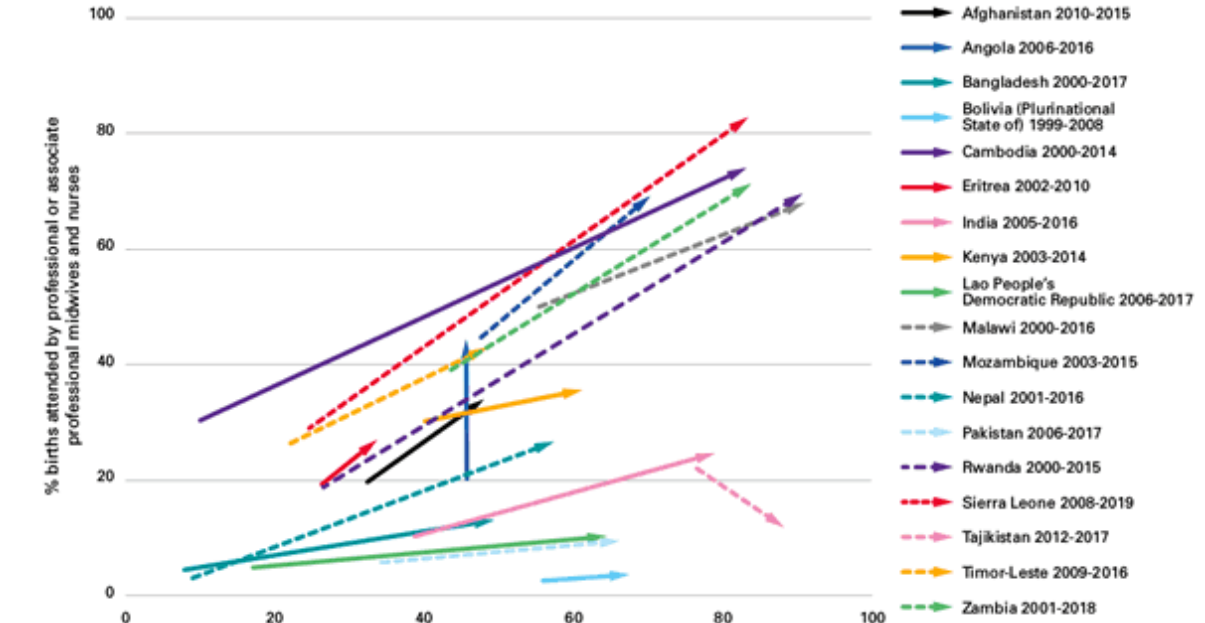
Papua New Guinea ... comprises the eastern half of the island of New Guinea and its offshore islands in Melanesia ... Papua New Guinea established its sovereignty in 1975. ... There are 839 known languages of Papua New Guinea, making it one of the most linguistically diverse countries in the world. It is also one of the most rural countries, with only 13.25% of its population living in urban centres in 2019. Most of its people live in customary communities.

New Guinea population recently doubled in size no sensible explanation. Patrick Donnelly - 05 Oct 2023

At first glance the most noticeable feature of the Papua New Guinea population statistics is the sharp increase in the population growth rate after 1989.

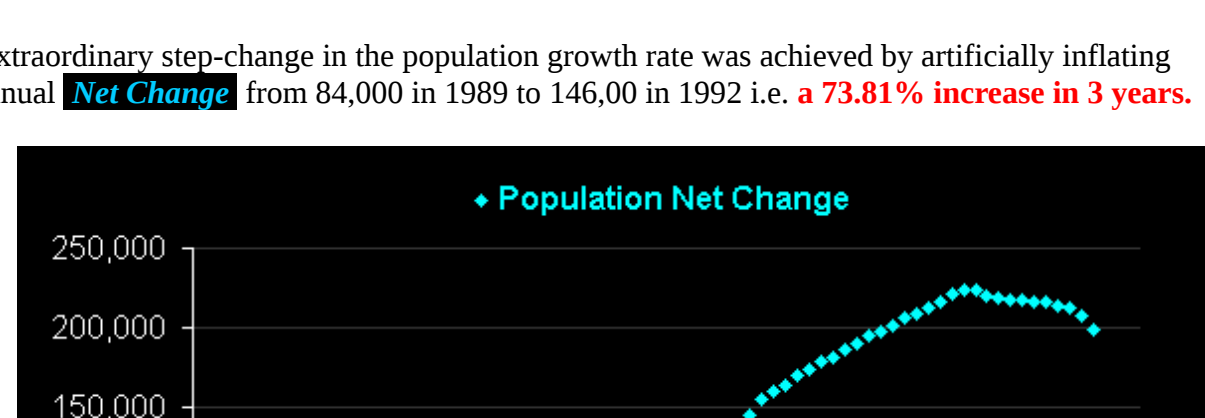


One explanation for the **increase** in the **population growth rate** after 1989 involves a significant **decrease** in the **maternal mortality rate** after 1989.



Midwives per 1,000 live births	1
Birth complications per day; rural	87; 75
Lifetime risk of maternal death	1 in 94
Intrapartum stillbirth rate (per 1,000 births)	5
Neonatal mortality as % of under-5 mortality	37

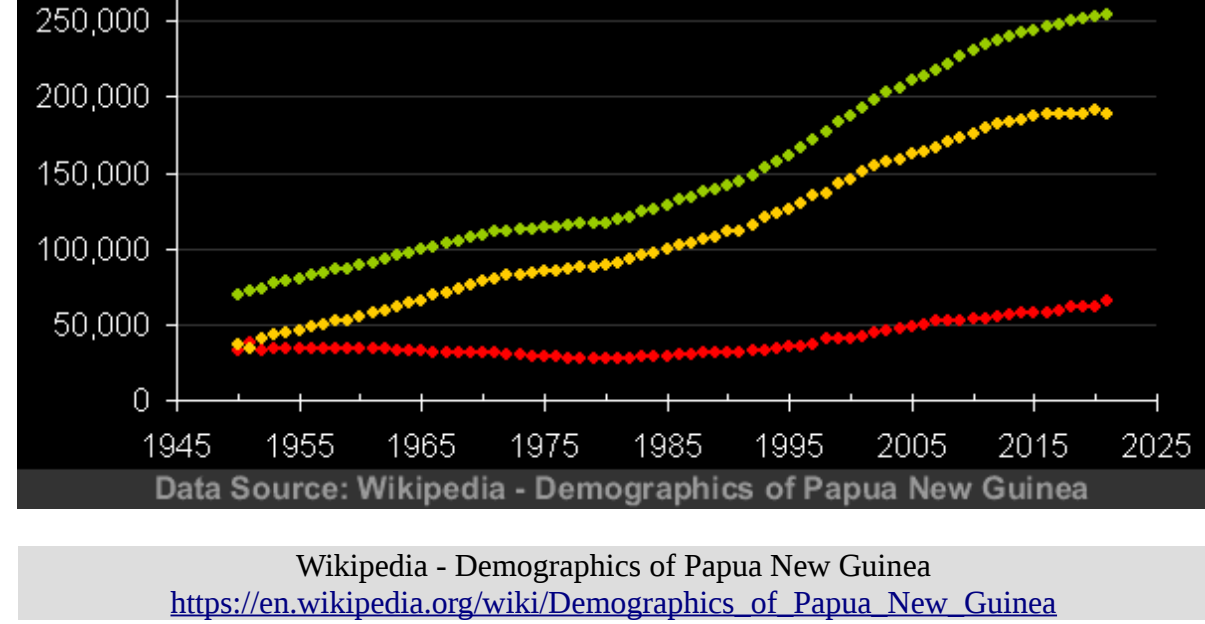
Note: Wikipedia has some different numbers for the maternal mortality rate. The **2010 maternal mortality rate** per 100,000 births for Papua New Guinea was **250**. This is compared with **311.9 in 2008** and **476.3 in 1990**.



CREATING A FOUNDATION FOR THE FUTURE means:

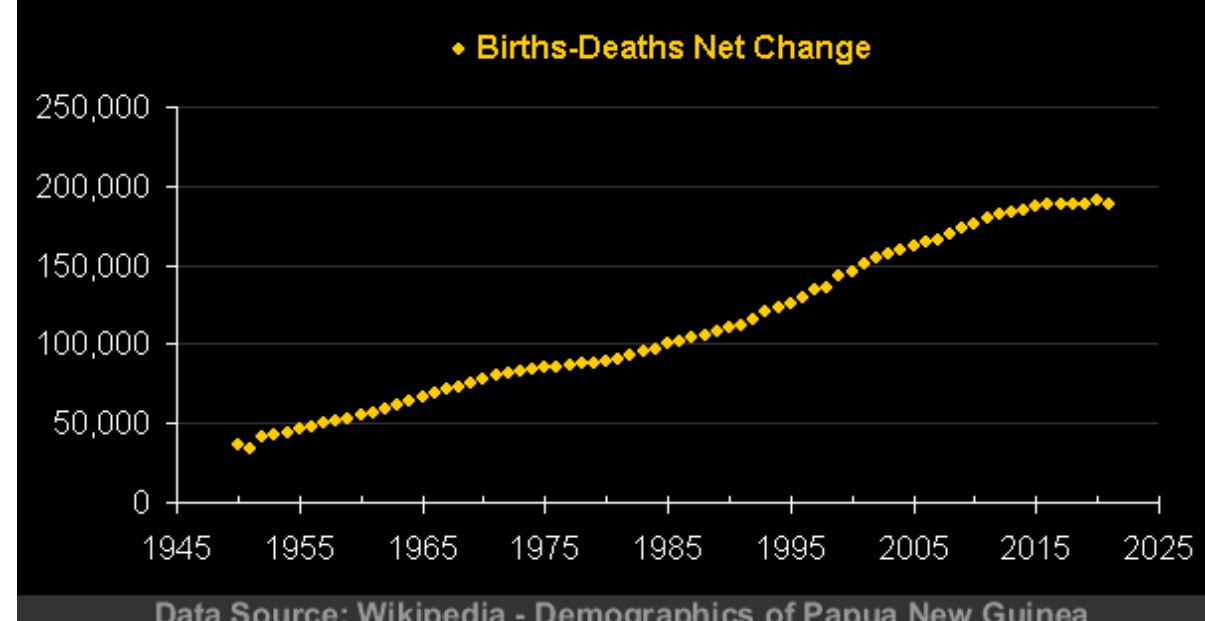
- starting to breastfeed immediately and being supported to continue breastfeeding as long as you wish
- being provided with information about and support in caring for your child in the first months and years of life
- receiving information about **family planning** so you can efficiently space your next pregnancy
- being supported by your midwifery team to access child and family health services and **vaccination** programmes at the appropriate time

But there's a **big problem** with this seemingly sensible solution. The **annual step-change** in the population growth rate was achieved by artificially inflating the extra **Net Change** from 84,000 in 1989 to 146,000 in 1992 i.e. a **73.81% increase in 3 years**.



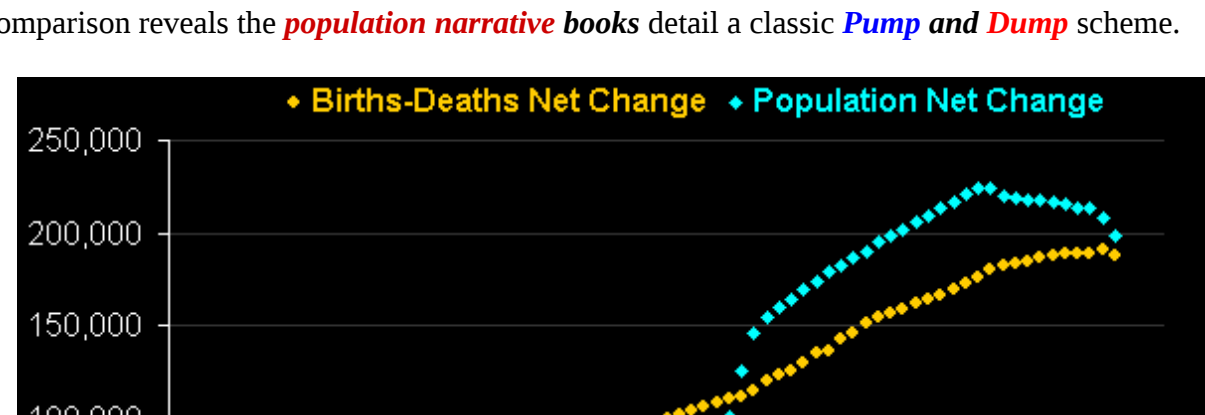
However, all is not lost because demographers keep **two sets of books**.

- The 1st set are the **population narrative books** [see above].
- The 2nd set are the **births and deaths books** [see below].

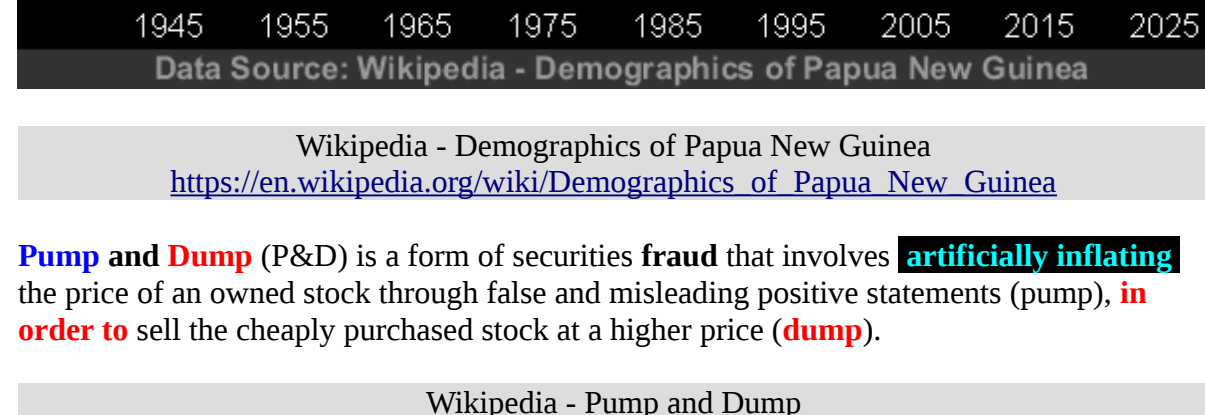


The concept of "**two sets of books**" refers to the practice of keeping two sets of accounting ledgers ("books"). In colloquial terms, this practice may refer to fraudulent behavior, i.e. attempting to hide or disguise financial transactions from outsiders by having a falsified set of records for official use and another for internal recordkeeping. It may be done for legitimate reasons as well.

The **births and deaths Net Change** series can be compared with the **population narrative Net Change** series.

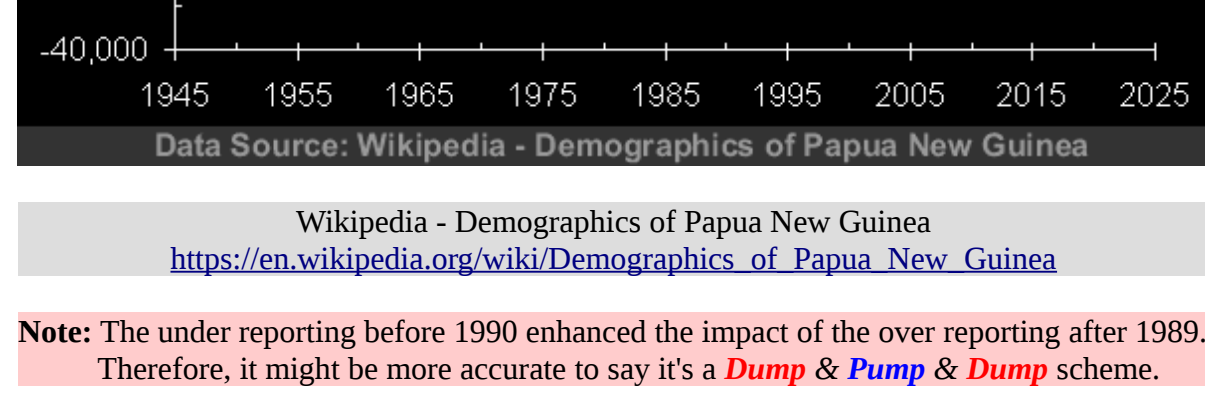


The comparison reveals the **population narrative books** detail a classic **Pump and Dump** scheme.



Pump and Dump (P&D) is a form of securities **fraud** that involves **artificially inflating** the price of an owned stock through false and misleading positive statements (pump), **in order to** sell the cheaply purchased stock at a higher price (**dump**).

The **pumping** phase of the scheme **began in 1990 and ended in 2010**.



Note: The under reporting before 1990 enhanced the impact of the over reporting after 1989. Therefore, it might be more accurate to say it's a **Dump & Pump & Dump** scheme.

The **dumping** phase of the **pumped up numbers** involves a "serious HIV/AIDS epidemic".

Papua New Guinea

Papua New Guinea was classified as having a generalized epidemic in 2004. The most recent estimation and projection showed that the HIV epidemic has been stabilizing and declining. An estimated 32 000 people were living with HIV as of 2013 and the adult HIV prevalence was 0.7%.

The number of people on antiretroviral therapy between 2007 and 2013 increased five-fold from 2 250 to 14 781 respectively.

Indicator	2001	2007	2011	2012	2013
No. new infection	3 500	1 400	2 200	2 200	2 200
AIDS related deaths	1 300	1 900	1 900	1 800	1 500

World Health Organization - Country profiles on HIV/AIDS

Papua New Guinea has the **highest incidence of HIV and AIDS in the Pacific region** and is the fourth country in the Asia Pacific region to fit the criteria for a generalised HIV/AIDS epidemic. Lack of HIV/AIDS awareness is a major problem, especially in rural areas.

Between the first reported case in **1987** and the **end of 2001**, 4792 people were diagnosed with **HIV** infection in PNG ... and **270 deaths** have been reported (NACS and DoH 2001).

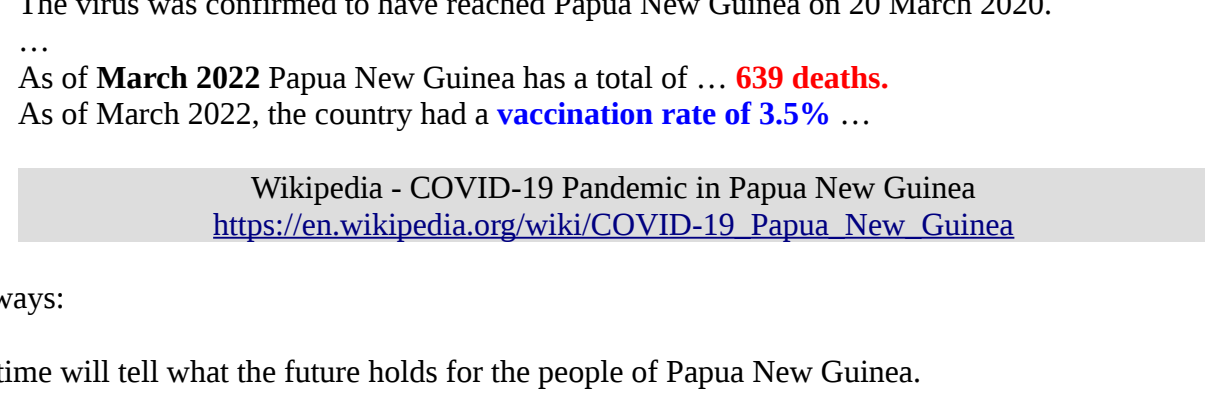
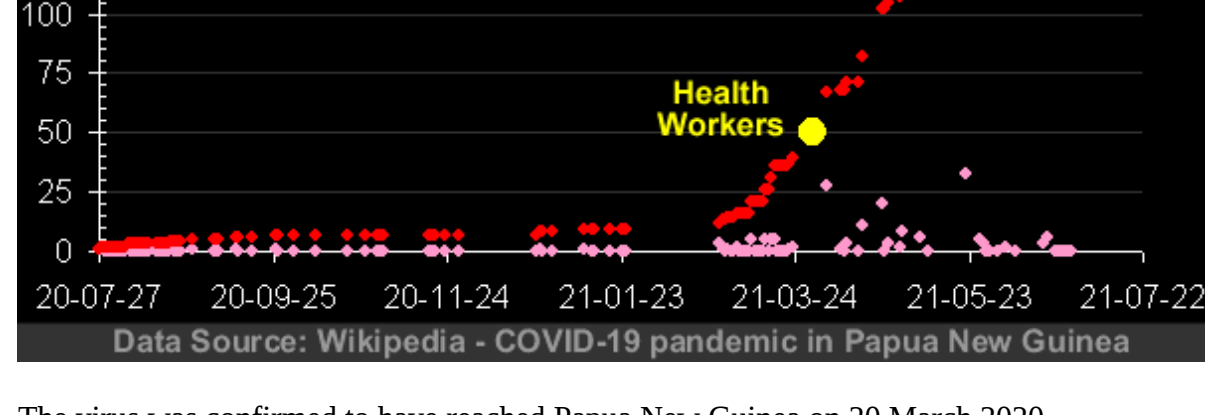
AIDS and Apocalypticism: Interpretations of the Epidemic from Papua New Guinea Richard Eves - Culture Health & Sexuality - May 2003 - 5(3):249-264

With 1.28 percent of the adult population **estimated by UNAIDS** to be HIV-positive in 2006, Papua New Guinea has one of the most **serious HIV/AIDS epidemics** in the Asia-Pacific subregion.

Papua New Guinea's **first case** of HIV was reported in **1987**.

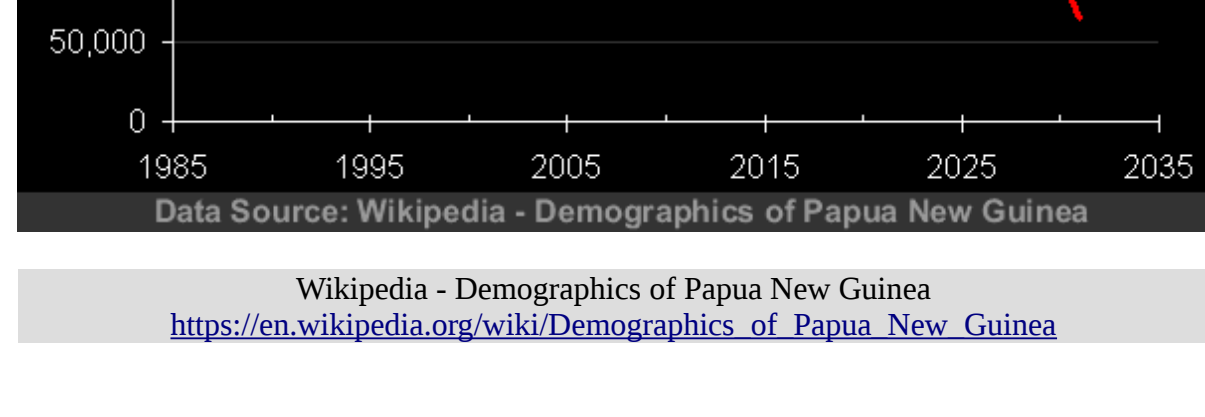
2015 WHO data suggested that the HIV epidemic has been "**stabilizing and declining**".

With the "**COVID-19 pandemic**" providing an extra boost to the **dumping** process.




The virus was confirmed to have reached Papua New Guinea on 20 March 2020. As of **March 2022** Papua New Guinea has a total of ... **639 deaths**. As of **March 2022**, the country had a **vaccination rate of 3.5%** ...

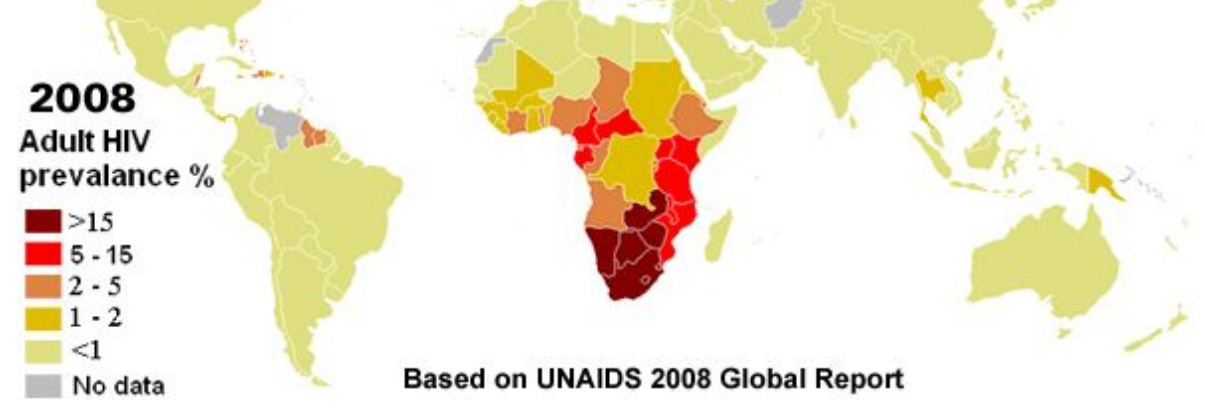
As always: Only time will tell what the future holds for the people of Papua New Guinea.



And As always: Review the evidence and draw your own conclusions.



Footnote Peter Duesberg and David Rasnick provide plenty of additional information and insights.



Malaga Bay - Peter Duesberg: Inventing the AIDS virus

AIDS	COVID-19
Driven by Fauci	Driven by Fauci
1984, Drug diseases redefined as viral	2020 RNA fragments defined as COVID-19
1993, lab test turns non-disease into AIDS	2020 PCR test turns Flu into COVID-19
1987, AZT approved in only 20 months	2020 Injections EUA in only 9 months
No clinical trial shows ARV effective	No study shows job effective
ARVs don't prevent AIDS or death	Jabs don't prevent COVID-19 or death
ARVs highly toxic and lethal (IRS)	VAERS shows jabs dangerous and deadly
Advertising hides adverse reactions	Advertising hides adverse reactions
Testing inaccurate	Testing inaccurate
Disease free cases	Disease free cases
Data manipulated and inaccurate	Data manipulated and inaccurate
South Africans paid to be HIV positive	Paid to change death certificate to COVID-19
	Paid to classify patients as COVID-19

David Rasnick's presentation at the Red Pill Expo 6th June 2021