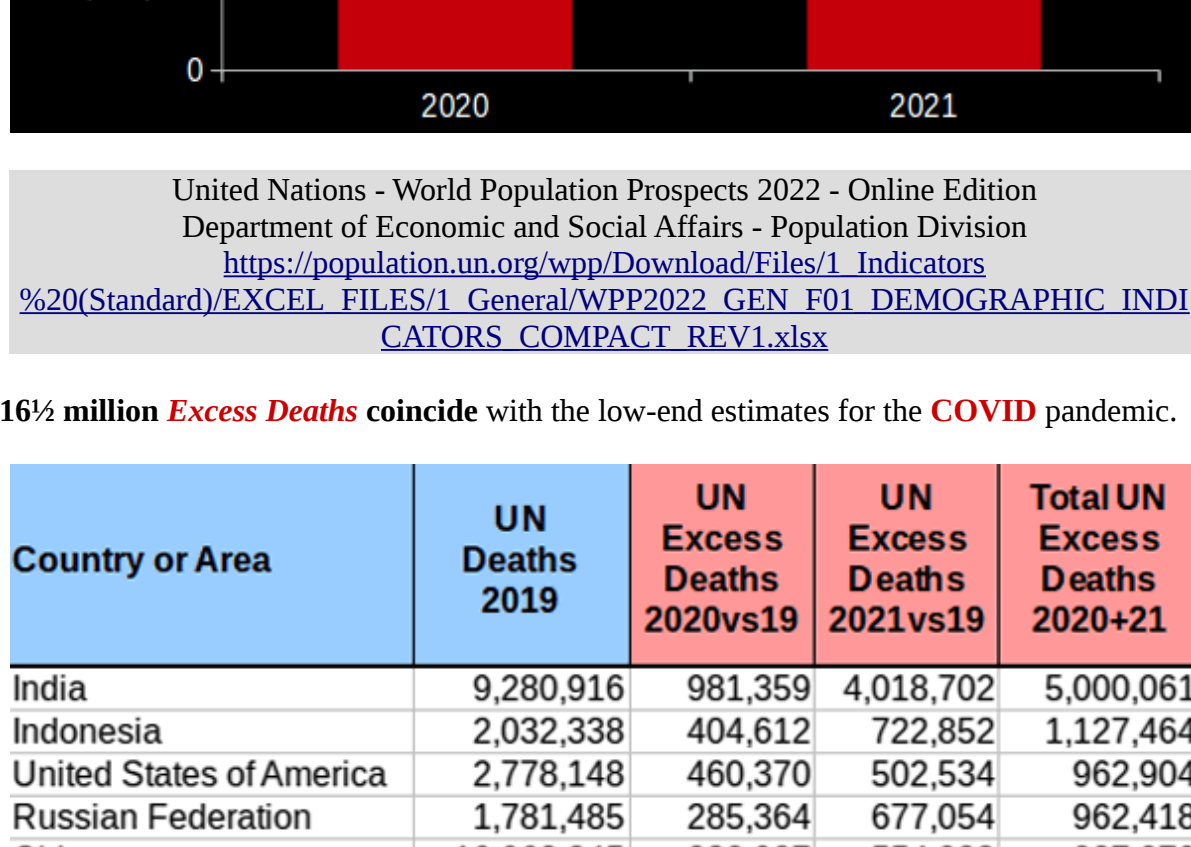


# Population Peripatetic Pandemic



27th November 2023

The United Nations *World Population Prospects 2022* details an **Extreme Excess Death** event spanning 2020 and 2021 that's associated with **16½ million Excess Deaths** [in round numbers].



United Nations - World Population Prospects 2022 - Online Edition  
 Department of Economic and Social Affairs - Population Division  
[https://population.un.org/wpp/Download/Files/1\\_Indicators%20\(Standard\)/EXCEL\\_FILES/1\\_General/WPP2022\\_GEN\\_F01\\_DEMOGRAPHIC\\_INDICATORS\\_COMPACT\\_REV1.xlsx](https://population.un.org/wpp/Download/Files/1_Indicators%20(Standard)/EXCEL_FILES/1_General/WPP2022_GEN_F01_DEMOGRAPHIC_INDICATORS_COMPACT_REV1.xlsx)

These **16½ million Excess Deaths** coincide with the low-end estimates for the **COVID** pandemic.

Country or Area	UN Deaths 2019	UN Excess Deaths 2020vs19	UN Excess Deaths 2021vs19	Total UN Excess Deaths 2020+21
India	9,280,916	981,359	4,018,702	5,000,061
Indonesia	2,032,338	404,612	722,852	1,127,464
United States of America	2,778,148	460,370	502,534	962,904
Russian Federation	1,781,485	285,364	677,054	962,418
China	10,063,245	282,987	554,283	837,270
Mexico	867,074	308,562	324,644	633,206
Brazil	1,391,436	189,994	392,803	582,797
Ukraine	586,531	112,318	144,833	257,151
Pakistan	1,514,600	91,693	145,800	237,493
South Africa	500,327	53,587	178,471	232,058

6,978,162 (updated 20 November 2023) confirmed COVID-induced deaths have been reported worldwide. As of January 2023, **taking into account likely COVID induced deaths via excess deaths**, the 95% confidence interval suggests the pandemic to have caused **between 16 and 28.2 million deaths**.

Wikipedia - COVID-19 Pandemic Deaths  
[https://en.wikipedia.org/wiki/COVID-19\\_pandemic\\_deaths](https://en.wikipedia.org/wiki/COVID-19_pandemic_deaths)

This implies the mainstream is:

- **Boasting** the scope of **CV-19 Deaths** so it becomes an **Excess Deaths** synonym
- **Supstitiously** replacing **CV-19 Deaths** with the far larger **Excess Deaths** count.

For example:

The **5,000,061 Excess Deaths** detailed by the UN for **India** in 2020 and 2021 echo the **4,700,061 Excess Deaths** estimated by the World Health Organization for CV-19 while **only 533,294 CV-19 Deaths** are officially reported by the Indian government.

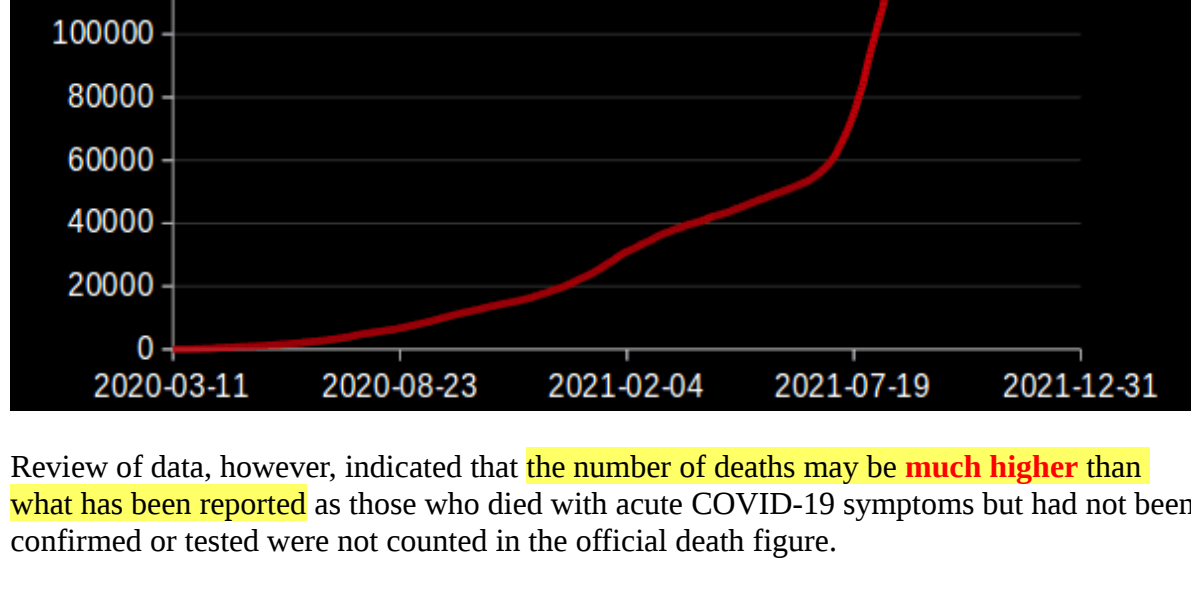


The COVID-19 pandemic in **India** is a part of the worldwide pandemic of coronavirus disease 2019 (COVID-19) caused by severe acute respiratory syndrome coronavirus 2 (SARS-CoV-2). As of 20 November 2023, according to Indian government figures, India has ... the third-highest number of **COVID-19 deaths** ... **533,294** ...

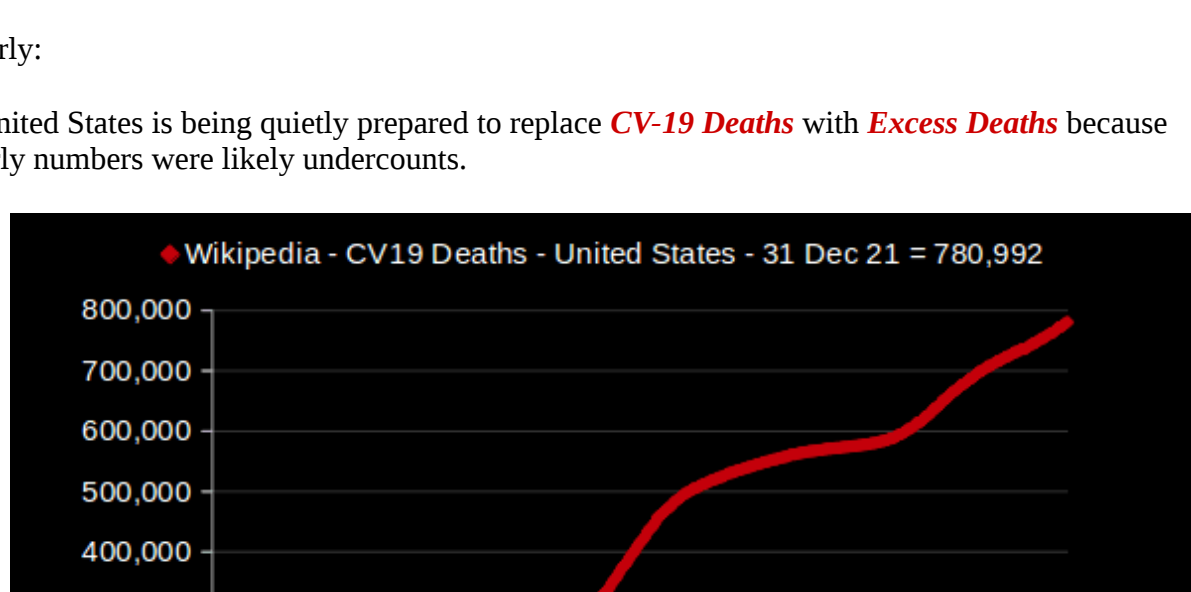
In October 2021, the **World Health Organization estimated 4.7 million excess deaths**, both directly and indirectly related to COVID-19 to have taken place in India.

Wikipedia - COVID-19 Pandemic In India  
[https://en.wikipedia.org/wiki/COVID-19\\_pandemic\\_in\\_India](https://en.wikipedia.org/wiki/COVID-19_pandemic_in_India)

The **161,879 CV-19 Deaths** reported by Wikipedia for **Indonesia** appears to be preparing for the **1,127,464 Excess Deaths** reported by the UN because deaths are higher than officially reported.



With **161,879 deaths**, **Indonesia** ranks second in Asia and ninth in the world.

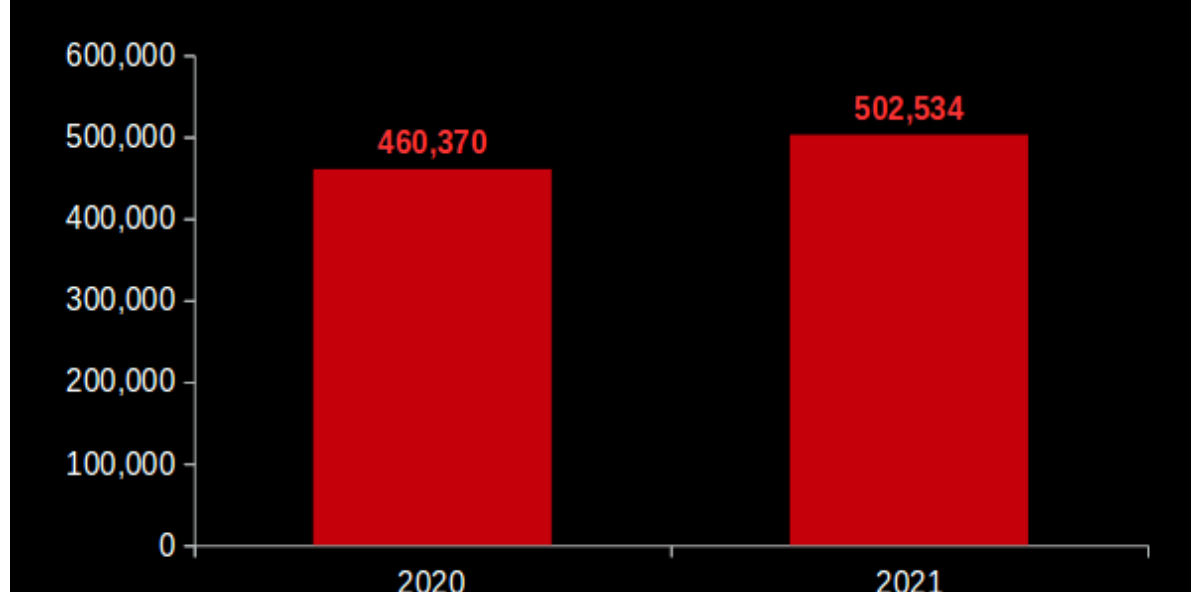


Review of data, however, indicated that **the number of deaths may be much higher than what has been reported** as those who died with acute COVID-19 symptoms but had not been confirmed or tested were not counted in the official death figure.

Wikipedia - COVID-19 Pandemic In Indonesia  
[https://en.wikipedia.org/wiki/COVID-19\\_pandemic\\_in\\_Indonesia](https://en.wikipedia.org/wiki/COVID-19_pandemic_in_Indonesia)

Similarly:

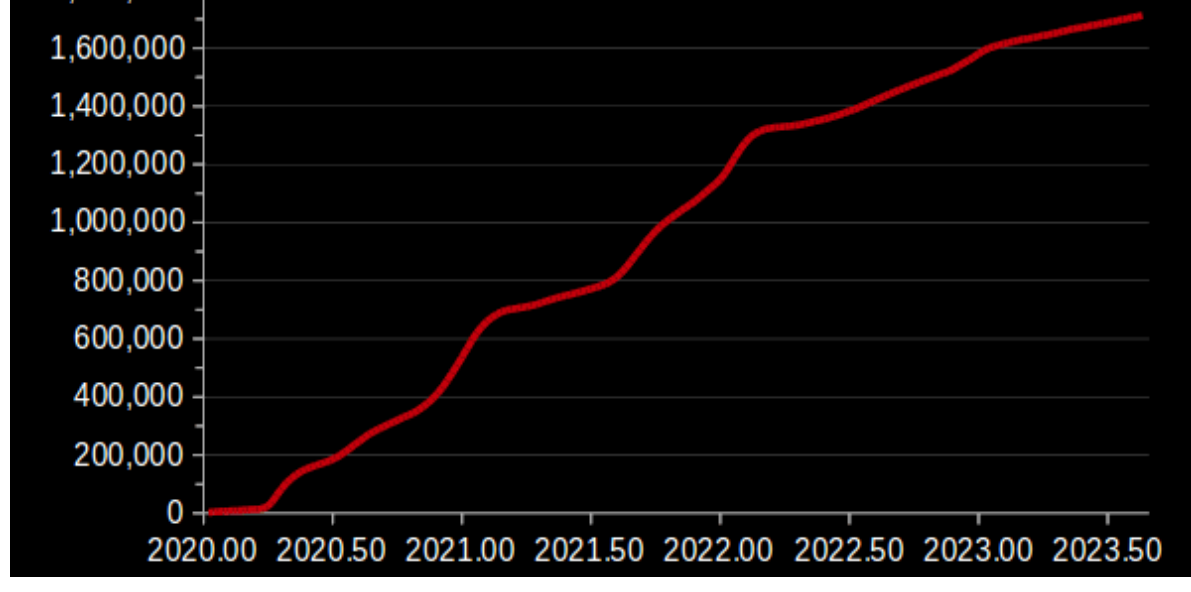
The United States is being quietly prepared to replace **CV-19 Deaths** with **Excess Deaths** because the early numbers were likely undercounts.



From March 1, 2020, **through the end of 2020, there were 522,368 excess deaths** in the United States, or 22.9% more deaths than would have been expected in that time period. In February 2020, at the beginning of the pandemic, a shortage of tests made it impossible to confirm all possible COVID-19 cases and resulting deaths, so **the early numbers were likely undercounts**.

Wikipedia - COVID-19 Pandemic In The United States  
[https://en.wikipedia.org/wiki/USA\\_COVID-19#Statistics](https://en.wikipedia.org/wiki/USA_COVID-19#Statistics)

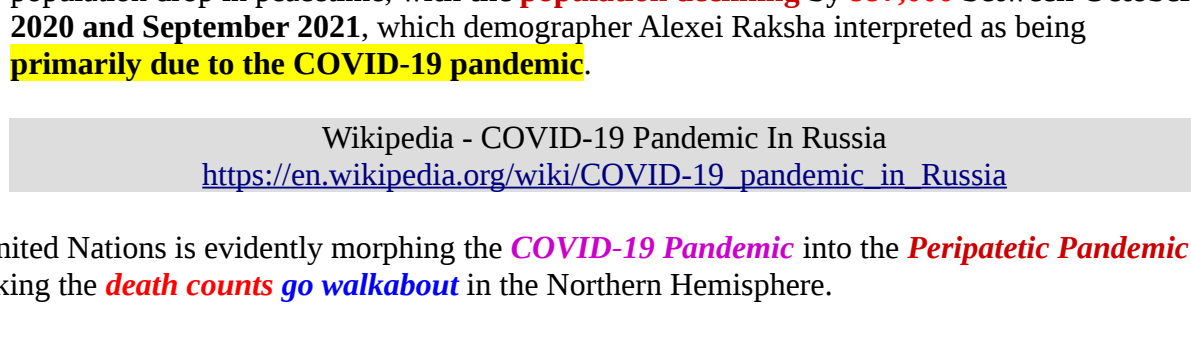
The only problem for the USA is agreeing upon the **correct** version of the **Excess Deaths**.



Deaths 1,138,309 (reported)  
 1,103,615 (CDC estimate)  
 1,200,000 (The Economist estimate on January 25, 2022)

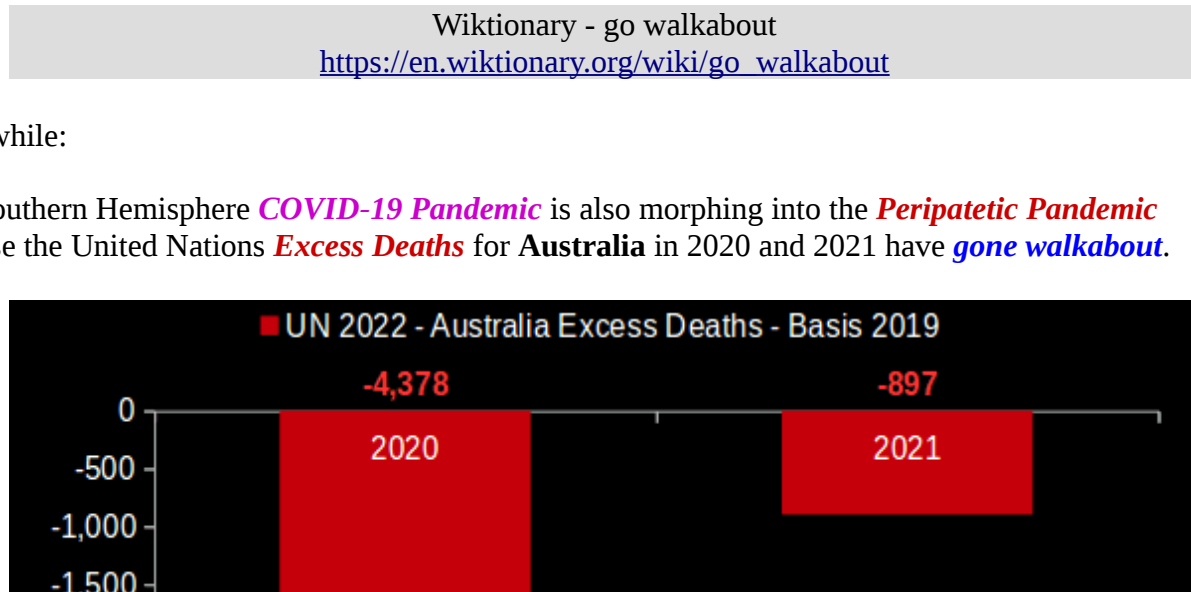
The CDC publishes official numbers of COVID-19 cases in the United States. The CDC estimates that, between February 2020 and September 2021, only 1 in 1.3 COVID-19 deaths were attributed to COVID-19. **The true COVID-19 death toll in the United States would therefore be higher than official reports**, as modeled by a paper published in The Lancet Regional Health – Americas.

**One way to estimate COVID-19 deaths that includes unconfirmed cases is to use the excess mortality, which is the overall number of deaths that exceed what would normally be expected.**



OECD.Stat - Mortality  
[https://stats.oecd.org/Index.aspx?DataSetCode=HEALTH\\_MORTALITY](https://stats.oecd.org/Index.aspx?DataSetCode=HEALTH_MORTALITY)

Exactly the same quiet finesse is being worked with the Russian Federation data.



According to detailed data published by the Federal State Statistics Service (Rosstat), **114,268 people with COVID-19 died** between April and November 2020. However, over **300,000 excess deaths** were reported in the same time period, suggesting that the official pandemic death tally greatly underestimated the true number of COVID-19 related deaths.

Analysis of excess deaths from official government demographic statistics, based on births and deaths and excluding migration, showed that Russia had its biggest ever annual population drop in peacetime, **with the population declining by 997,000 between October 2020 and September 2021**, which demographer Alexei Raksha interpreted as being **primarily due to the COVID-19 pandemic**.

Wikipedia - COVID-19 Pandemic In Russia  
[https://en.wikipedia.org/wiki/COVID-19\\_pandemic\\_in\\_Russia](https://en.wikipedia.org/wiki/COVID-19_pandemic_in_Russia)

The United Nations is evidently morphing the **COVID-19 Pandemic** into the **Peripatetic Pandemic** by making the **death counts go walkabout** in the Northern Hemisphere.

**peripatetic** ... Tending to walk about.

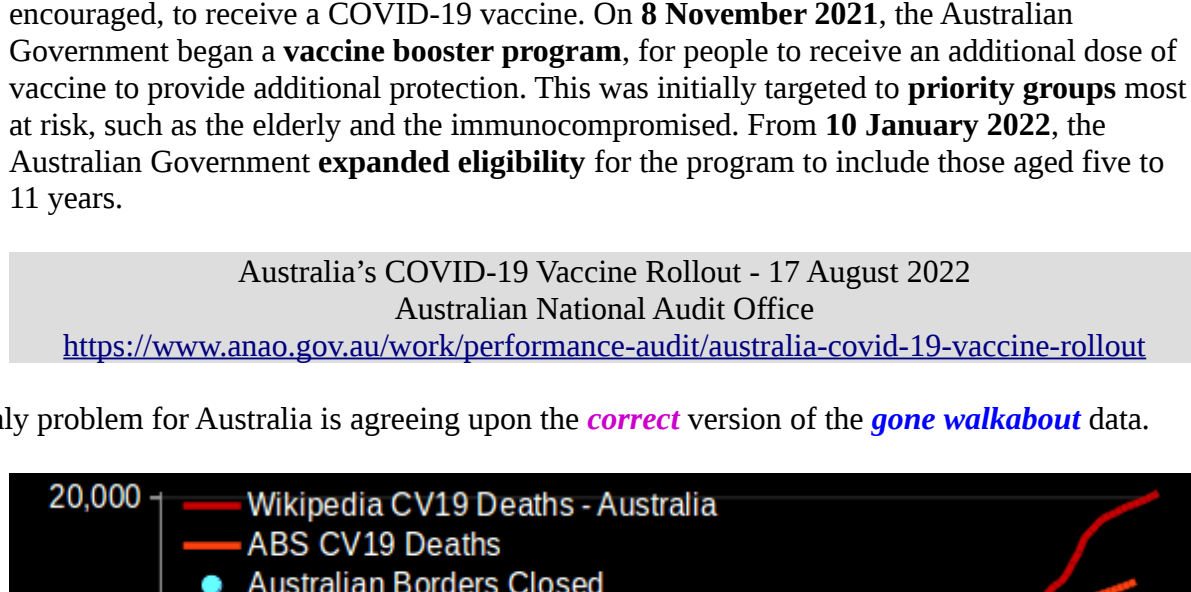
Wiktionary - peripatetic  
<https://en.wiktionary.org/wiki/peripatetic>

**go walkabout** ... To go missing from its usual place; to be lost or stolen.

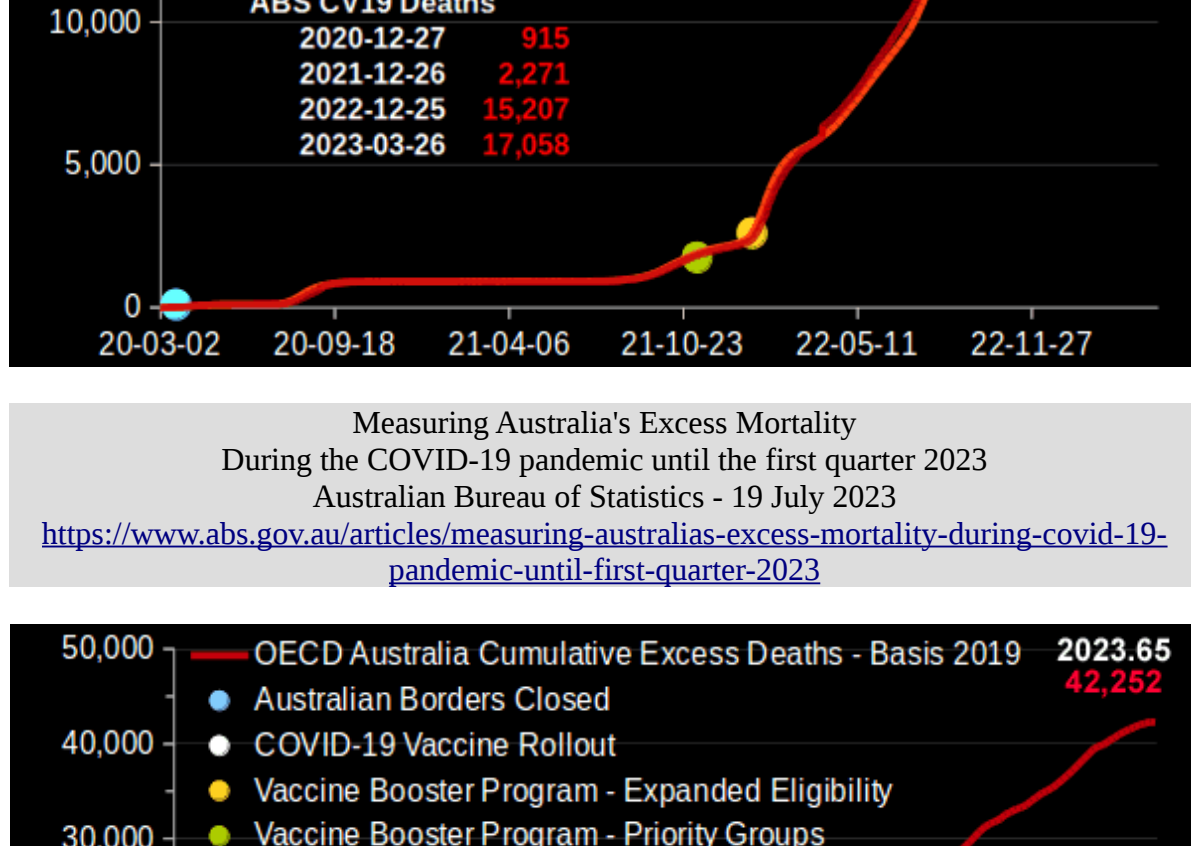
Wiktionary - go walkabout  
[https://en.wiktionary.org/wiki/go\\_walkabout](https://en.wiktionary.org/wiki/go_walkabout)

Meanwhile:

The Southern Hemisphere **COVID-19 Pandemic** is also morphing into the **Peripatetic Pandemic** because the United Nations **Excess Deaths** for **Australia** in 2020 and 2021 have **gone walkabout**.



It's likely the United Nations will finally find the **gone walkabout Excess Deaths** in 2022 and 2023.



In **March 2020**, the Australian government established the intergovernmental National Cabinet and declared a human biosecurity emergency in response to the outbreak. **Australian borders were closed** to all non-residents on 20 March, and returning residents were required to spend two weeks in supervised quarantine hotels from 27 March.

Lockdowns were phased out after 70% of the population was vaccinated in October with most public health restrictions removed after vaccination 90% of its population in December 2021, as the SARS-CoV-2 Omicron variant drove further records of infections.

International travel began to resume in November 2021 and returned to normal in early 2022. The government declared the **emergency response finished in September 2022** and removed all restrictions including the requirement to isolate if one was infected.

Wikipedia - COVID-19 Pandemic in Australia  
[https://en.wikipedia.org/wiki/COVID-19\\_pandemic\\_in\\_Australia](https://en.wikipedia.org/wiki/COVID-19_pandemic_in_Australia)

97% of the eligible Australian population aged 12+ have received one dose  
 95.2% of the eligible Australian population aged 12+ are fully vaccinated  
 64.5% of the eligible Australian population aged 12+ are booster given

Wikipedia - COVID-19 Vaccination In Australia  
[https://en.wikipedia.org/wiki/COVID-19\\_vaccination\\_in\\_Australia](https://en.wikipedia.org/wiki/COVID-19_vaccination_in_Australia)

1.17 Australia's COVID-19 vaccine rollout was launched on **22 February 2021** with the provision of the Pfizer vaccine to individuals in phase 1a (which included quarantine, border and frontline healthcare workers and aged care and disability care residents and staff). The AstraZeneca vaccine was made available from March 2021, with the first dose of AstraZeneca administered in Australia on 5 March 2021.

1.20 By 31 December 2021, all people aged 12 years and above were eligible, and encouraged, to receive a COVID-19 vaccine. On **8 November 2021**, the Australian Government began a **vaccine booster program**, for people to receive an additional dose of vaccine to provide additional protection. This was initially targeted to **priority groups** most at risk, such as the elderly and the immunocompromised. From **10 January 2022**, the Australian Government **expanded eligibility** for the program to include those aged five to 11 years.

Australia's COVID-19 Vaccine Rollout - 17 August 2022  
 Australian National Audit Office  
<https://www.anao.gov.au/work/performance-audit/australia-covid-19-vaccine-rollout>

The only problem for Australia is agreeing upon the **correct** version of the **gone walkabout** data.



Measuring Australia's Excess Mortality  
 During the COVID-19 pandemic until the first quarter 2023  
 Australian Bureau of Statistics - 19 July 2023  
<https://www.abs.gov.au/articles/measuring-australias-excess-mortality-during-covid-19-pandemic-until-first-quarter-2023>

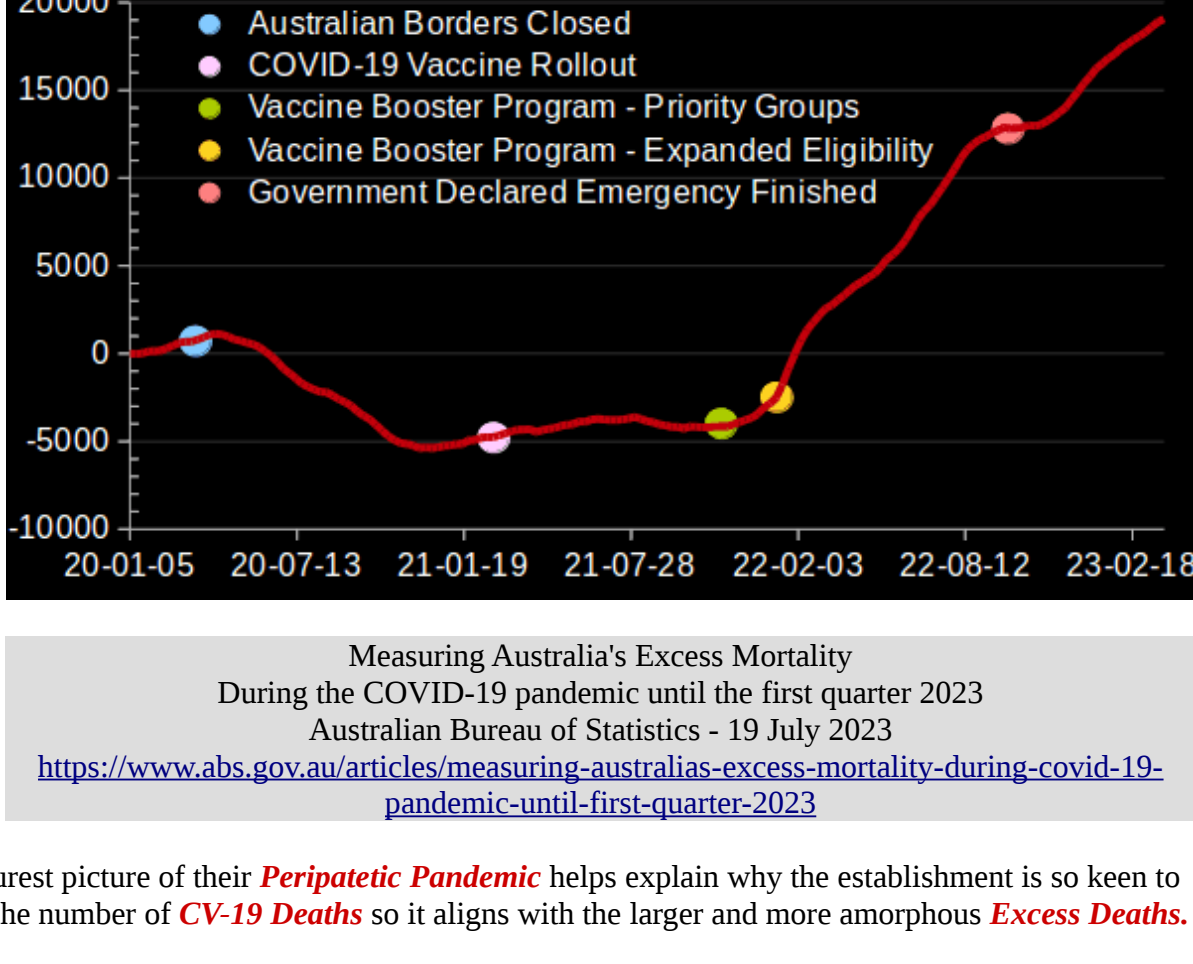


OECD.Stat - Mortality  
[https://stats.oecd.org/Index.aspx?DataSetCode=HEALTH\\_MORTALITY](https://stats.oecd.org/Index.aspx?DataSetCode=HEALTH_MORTALITY)



Either way:

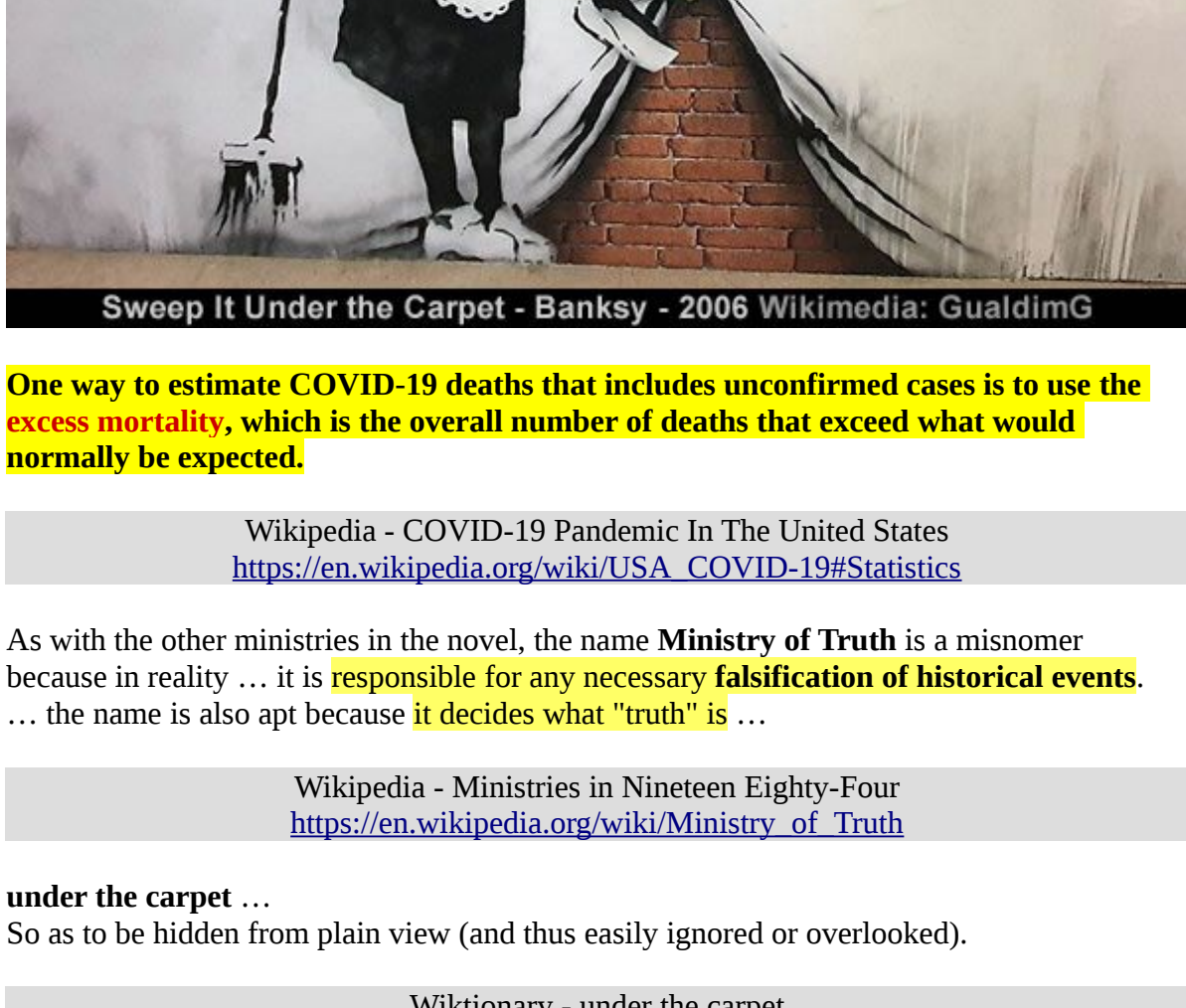
Australian **Excess Deaths** provide the purest picture of their **Peripatetic Pandemic**.



Measuring Australia's Excess Mortality During the COVID-19 pandemic until the first quarter 2023  
 Australian Bureau of Statistics - 19 July 2023  
<https://www.abs.gov.au/articles/measuring-australias-excess-mortality-during-covid-19-pandemic-until-first-quarter-2023>

This purest picture of their **Peripatetic Pandemic** helps explain why the establishment is so keen to **boost** the number of **CV-19 Deaths** so it aligns with the larger and more amorphous **Excess Deaths**.

The **boosted** numbers can then be casually and conveniently classified as **Chiefly CV19 Casualties**.



Sweep It Under the Carpet - Banksy - 2006 Wikimedia: GualdimG

**One way to estimate COVID-19 deaths that includes unconfirmed cases is to use the excess mortality, which is the overall number of deaths that exceed what would normally be expected.**

Wikipedia - COVID-19 Pandemic In The United States  
[https://en.wikipedia.org/wiki/USA\\_COVID-19#Statistics](https://en.wikipedia.org/wiki/USA_COVID-19#Statistics)

As with the other ministries in the novel, the name **Ministry of Truth** is a misnomer because in reality ... it is **responsible for any necessary falsification of historical events**. ... the name is also apt because it **decides what "truth" is** ...

Wikipedia - Ministries in Nineteen Eighty-Four  
[https://en.wikipedia.org/wiki/Ministry\\_of\\_Truth](https://en.wikipedia.org/wiki/Ministry_of_Truth)

**under the carpet** ...

So as to be hidden from plain view (and thus easily ignored or overlooked).

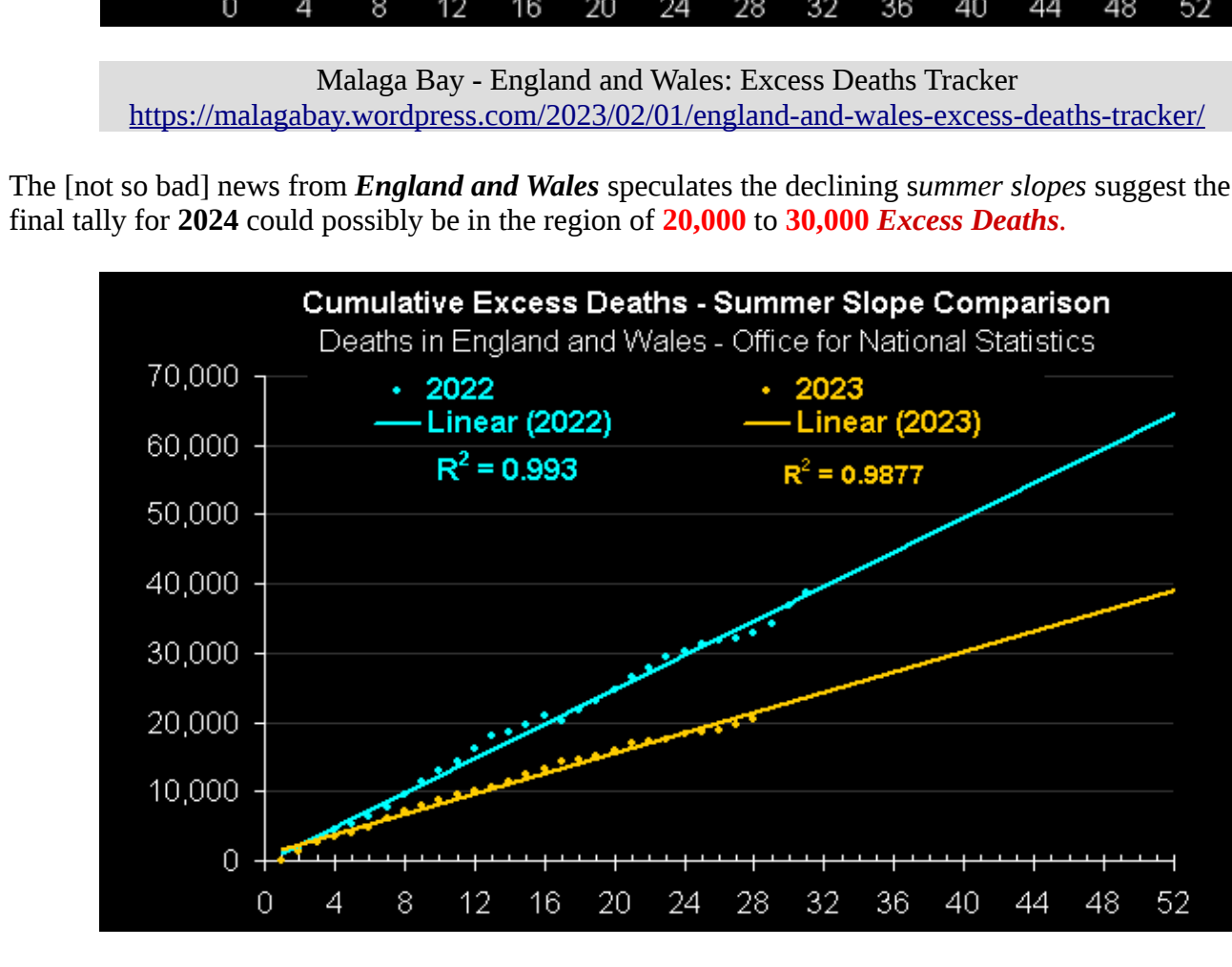
Wiktionary - under the carpet  
[https://en.wiktionary.org/wiki/under\\_the\\_carpet](https://en.wiktionary.org/wiki/under_the_carpet)

OECD Excess Deaths - Basis 2019				
	2020	2021	2022	Total
Australia	390	7,330	25,938	33,658
Austria	9,639	7,981	10,025	27,645
Belgium	19,996	3,520	7,702	31,218
Canada	27,990	26,695	52,800	107,485
Chile	18,436	27,736	27,118	73,290
Colombia	62,122	117,801	40,481	220,404
Czechia	19,454	27,110	7,830	54,394
Denmark	1,673	3,236	5,469	10,378
Estonia	725	3,084	1,869	5,678
Finland	2,523	3,864	9,332	15,719
France	67,473	47,918	61,703	177,094
Germany	64,632	82,273	127,450	274,355
Greece	8,431	19,130	15,754	43,315
Hungary	13,961	25,777	6,677	46,415
Iceland	82	75	426	583
Ireland	1,228	3,013	3,930	8,171
Israel	3,738	4,864	5,709	14,311
Italy	113,898	63,286	68,296	245,480
Latvia	1,704	6,839	2,646	11,189
Lithuania	6,138	9,279	4,196	19,613
Luxembourg	379	202	156	737
Netherlands	19,794	18,701	17,676	56,171
New Zealand	-898	707	4,383	4,192
Norway	685	1,410	5,061	7,156
Poland	77,980	111,076	39,429	228,485
Portugal	13,953	12,701	12,533	39,187
Slovak Republic	7,150	19,849	6,242	33,241
Slovenia	3,858	2,542	1,894	8,294
Spain	83,942	32,858	47,908	164,708
Sweden	11,014	2,630	4,945	18,589
Switzerland	9,707	3,112	6,580	19,399
United Kingdom	96,087	66,420	56,369	218,876
United States	594,857	611,593	432,359	1,638,809

OECD.Stat - Mortality  
[https://stats.oecd.org/Index.aspx?DataSetCode=HEALTH\\_MORTALITY](https://stats.oecd.org/Index.aspx?DataSetCode=HEALTH_MORTALITY)

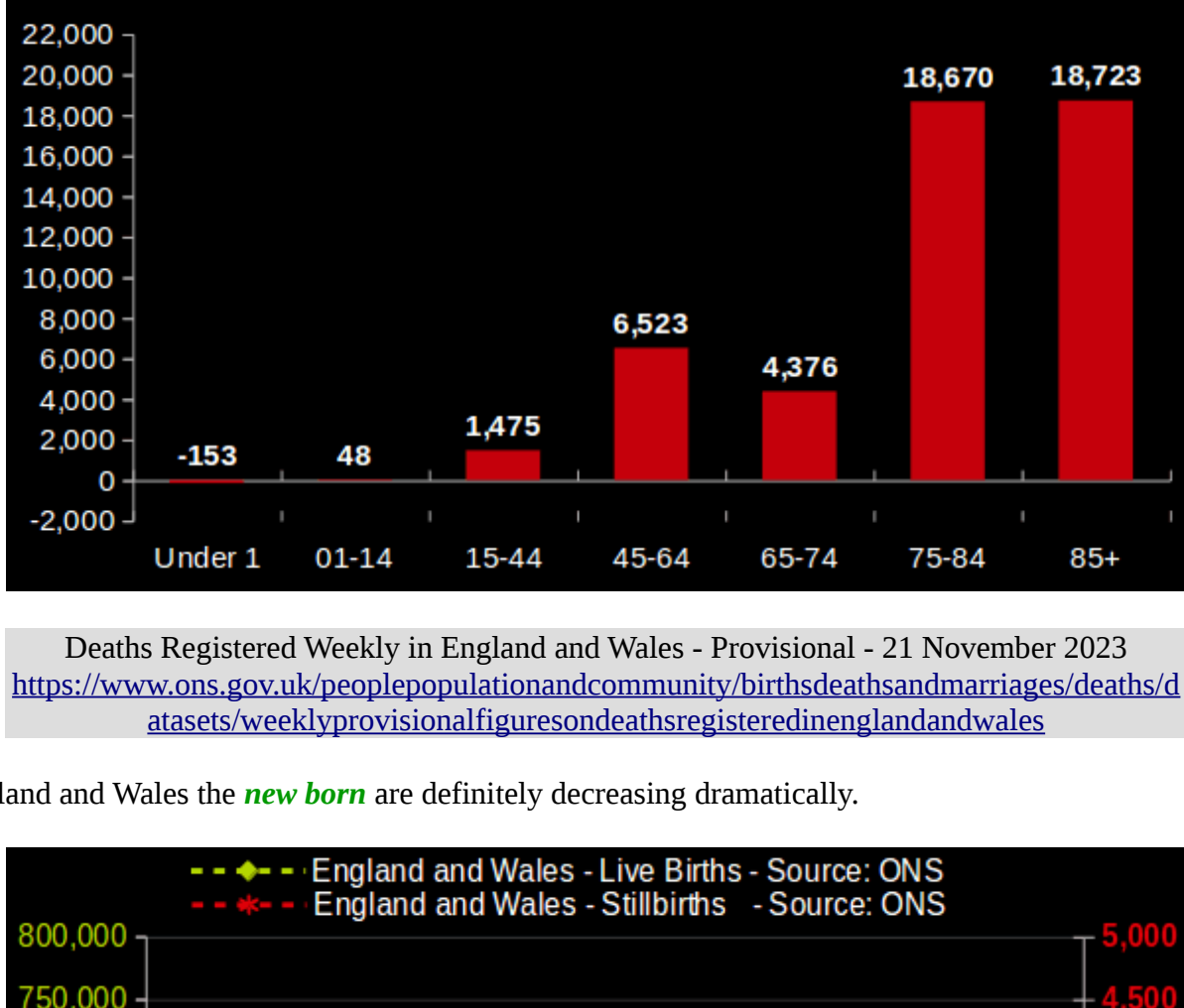
As always:

Review the evidence and draw your own conclusions.



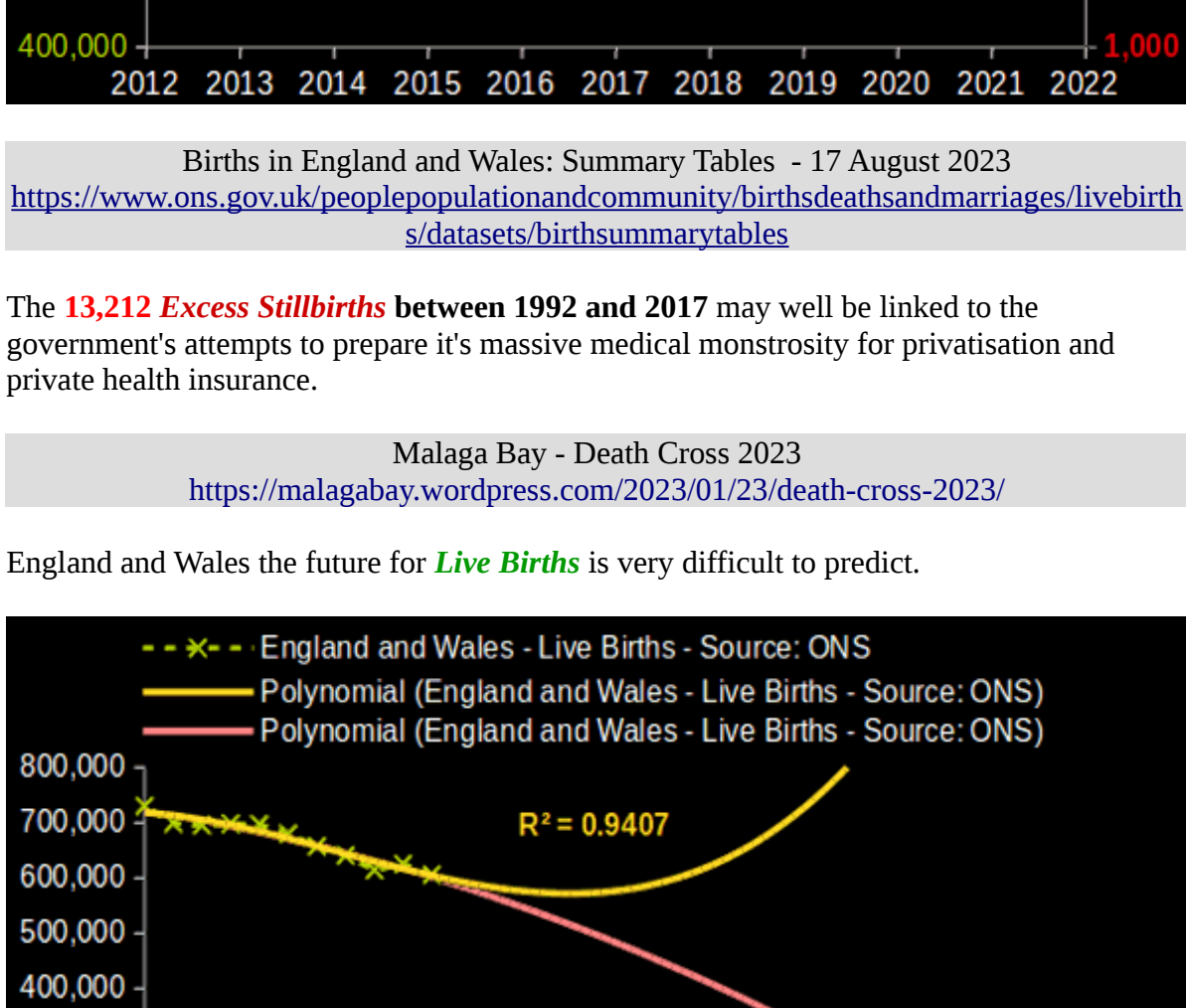
Footnote #1

The [bad] news from **England and Wales** suggests [all things being equal] their full year tally for 2023 will be in the region of **55,000 Excess Deaths**.



Malaga Bay - England and Wales: Excess Deaths Tracker  
<https://malagabay.wordpress.com/2023/02/01/england-and-wales-excess-deaths-tracker/>

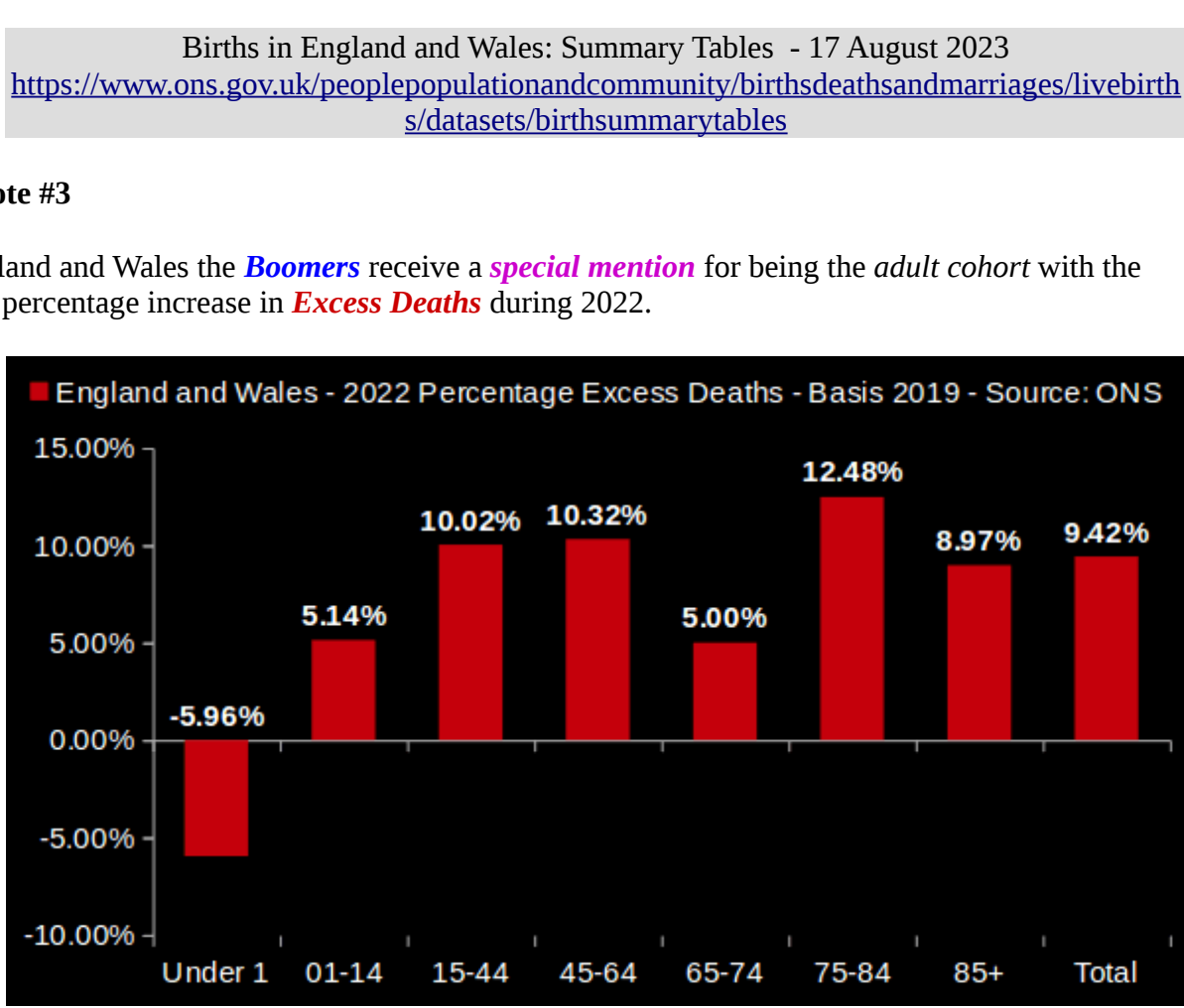
The [not so bad] news from **England and Wales** suggests the declining summer slopes suggest the final tally for 2024 could possibly be in the region of **20,000 to 30,000 Excess Deaths**.



However, **Mother Nature** and/or the **Malevolent Malthusians** might have other ideas.

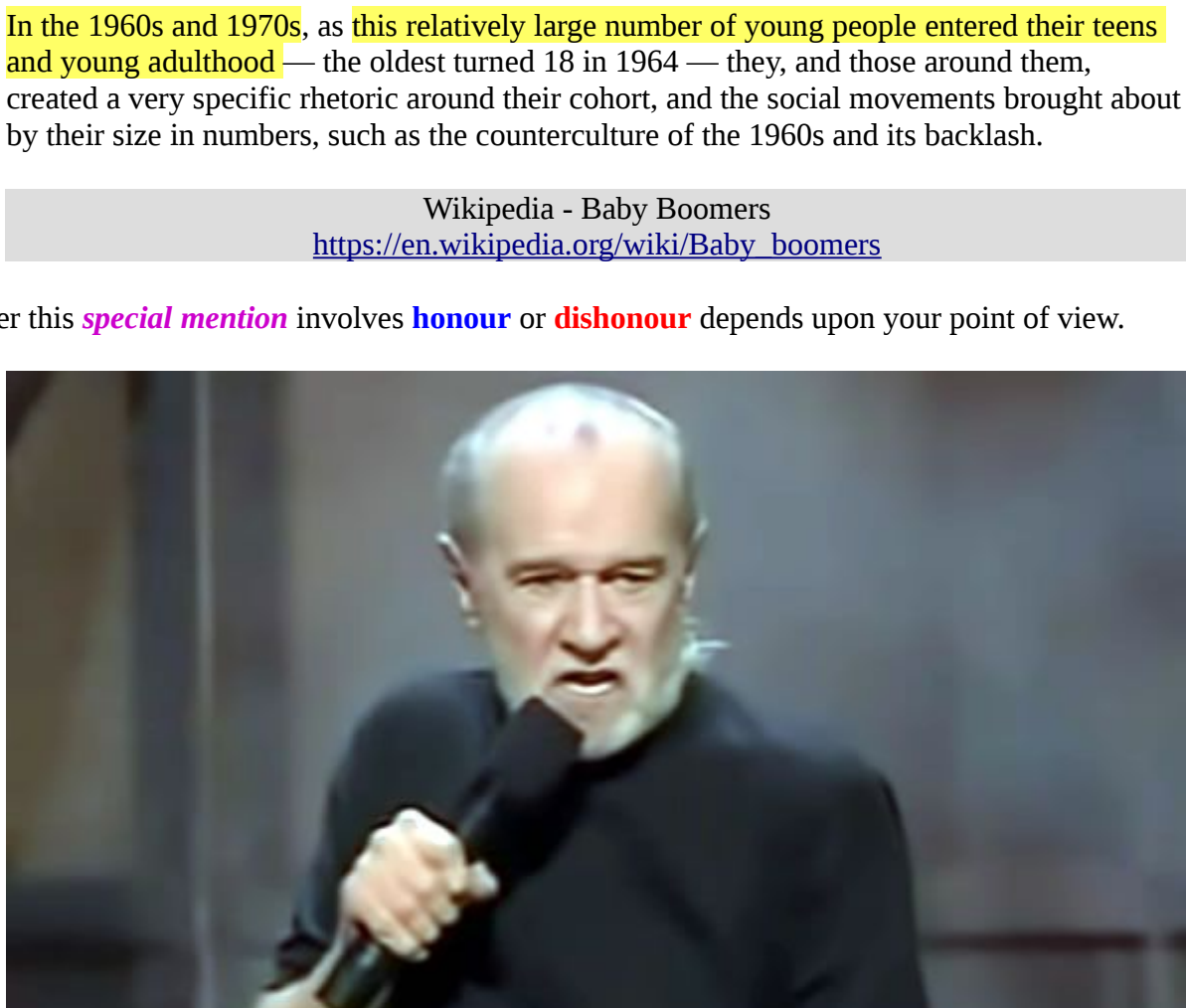
Footnote #2

In England and Wales the **Peripatetic Pandemic** has impacted all age groups except the **new born**.



Deaths Registered Weekly in England and Wales - Provisional - 21 November 2023  
<https://www.ons.gov.uk/peoplepopulationandcommunity/birthsdeathsandmarriages/deaths/datasets/weeklyprovisionalfiguresondeathsregisteredinenglandandwales>

In England and Wales the **new born** are definitely decreasing dramatically.

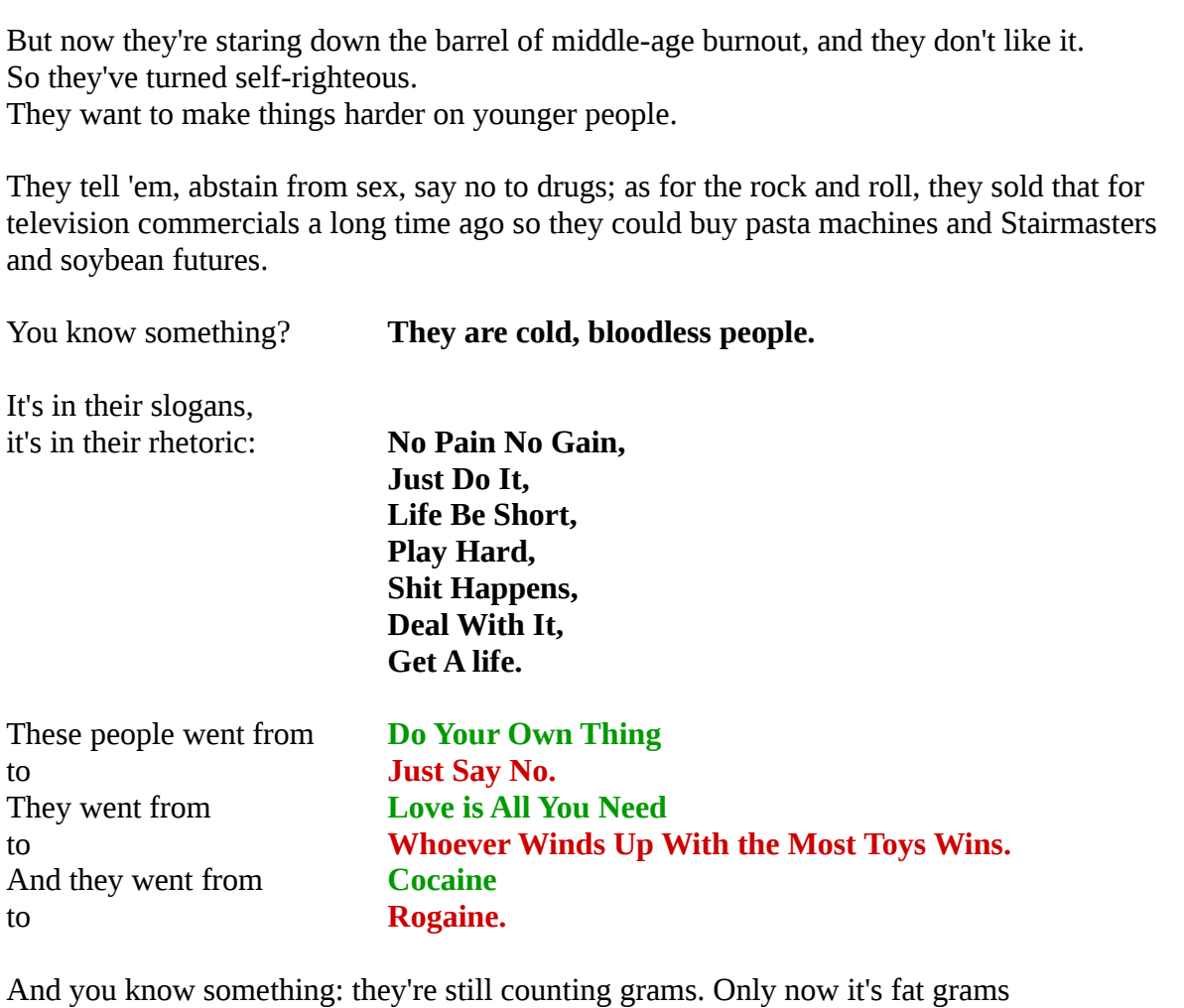


Births in England and Wales: Summary Tables - 17 August 2023  
<https://www.ons.gov.uk/peoplepopulationandcommunity/birthsdeathsandmarriages/livebirths/datasets/birthsummarytables>

The **13,212 Excess Stillbirths** between 1992 and 2017 may well be linked to the government's attempts to prepare it's massive medical monstrosity for privatisation and private health insurance.

Malaga Bay - Death Cross 2023  
<https://malagabay.wordpress.com/2023/01/23/death-cross-2023/>

And in England and Wales the future for **Live Births** is very difficult to predict.



Births in England and Wales: Summary Tables - 17 August 2023  
<https://www.ons.gov.uk/peoplepopulationandcommunity/birthsdeathsandmarriages/livebirths/datasets/birthsummarytables>

Footnote #3

In England and Wales the **Boomers** receive a **special mention** for being the **adult cohort** with the lowest percentage increase in **Excess Deaths** during 2022.



Deaths Registered Weekly in England and Wales - Provisional - 21 November 2023  
<https://www.ons.gov.uk/peoplepopulationandcommunity/birthsdeathsandmarriages/deaths/datasets/weeklyprovisionalfiguresondeathsregisteredinenglandandwales>

Baby boomers, often shortened to **boomers**, are the ... cohort ... born from 1946 to 1964 ... The baby boom has been described ... as a "shockwave" and as "the pig in the python" ...

In the 1960s and 1970s, as this relatively large number of young people entered their teens and young adulthood — the oldest turned 18 in 1964 — they, and those around them, created a very specific rhetoric around their cohort, and the social movements brought about by their size in numbers, such as the counterculture of the 1960s and its backlash.

Wikipedia - Baby Boomers  
[https://en.wikipedia.org/wiki/Baby\\_boomers](https://en.wikipedia.org/wiki/Baby_boomers)

Whether this **special mention** involves **honour** or **dishonour** depends upon your point of view.



George Carlin 1937-2008 - Whining Baby Boomers  
<https://youtu.be/aTZ-CpINi9g?i=13>

Something else I'm a little tired of hearing about:

**The Baby Boomers**

Whiny, narcissistic, self-indulgent people with a simple philosophy:

**Gimme It, It's Mine!  
Gimme That, It's Mine!**

These people were given everything. Everything was handed to them. And they took it all: sex, drugs, and rock and roll. And they stayed loaded for 20 years and had a free ride.

But now they're starting down the barrel of middle-age burnout, and they don't like it. So they've turned self-righteous. They want to make things harder on younger people.

They tell 'em, abstain from sex, say no to drugs; as for the rock and roll, they sold that for television commercials a long time ago so they could buy pasta machines and Stairmasters and soybean futures.

You know something? **They are cold, bloodless people.**

It's in their slogans, it's in their rhetoric:

**No Pain No Gain,  
Just Do It,  
Life Be Short,  
Play Be Hard,  
Shit Happens,  
Deal With It,  
Get A Life.**

These people went from **Do Your Own Thing** to **Just Say No**. They went from **Love is All You Need** to **Whoever Winds Up With the Most Toys Wins**. And they went from **Cocaine** to **Regaine**.

And you know something; they're still counting grams. Only now it's fat grams

And the worst of it is the rest of us have to watch these commercials on TV for Levi's loose-fitting jeans and fat ass docker pants because these degenerate yuppie boomer cocksuckers couldn't keep their hands off the croissants and the Haagen-Dazs and their big fat asses that spread all over and they have to wear fat-ass docker pants.

Fuck these boomers. Fuck these yuppies.

And Fuck everybody now that I think of it.

George Carlin 1937-2008 - Whining Baby Boomers  
<https://georgecarlin.com/shop/>



Carlin George - Children

These baby-boomers, these **soft, fruity baby-boomers** are raising an entire generation of soft, fruity kids who aren't even allowed to have hazardous toys for Christ's sakes!

Hazardous toys, shit, whatever happened to natural selection? Survival of the fittest?

The kid who swallows too many marbles doesn't grow up to have kids of his own.

Simple as that. Simple.

Nature knows best.

We're saving entirely too many lives in this country of all ages.

Nature should be allowed to do its job of killing off the weak and sickly and ignorant people without interference from airbags and batting helmets.

Just think of it as passive eugenics. Okay?

George Carlin - Children  
<https://georgecarlin.com/shop/>

Either way:

**Boomers**, like every other covetous cohort [before or after] have thought [at one time or another] the **parents** and/or the **younger generation** and/or the **government** deserve a really **special mention**.